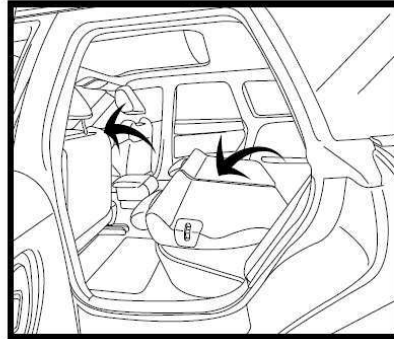


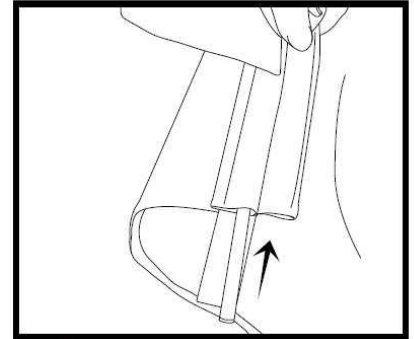


DISCLAIMER, INSTRUCTIONS, AND WARRANTY INFORMATION

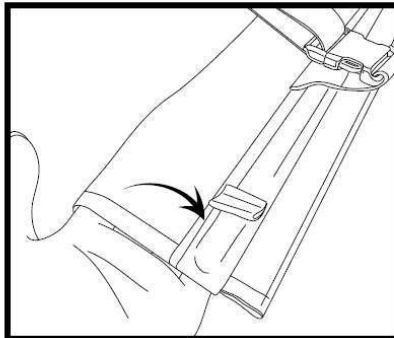
DISCLAIMER: Product is to be used as instructed, and only intended to support indirect body weight of your head and neck while sleeping (60 lbs). Children are not to use the product without parental supervision.



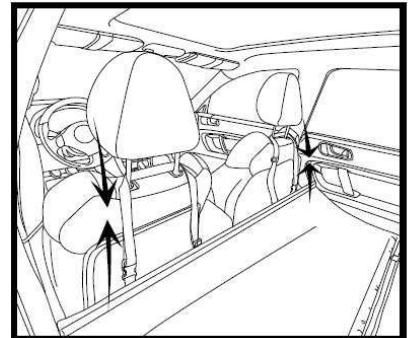
1. Prepare seats



2. Slide in poles (x2)



3. Close the Velcro to secure the Tent Pole (x2)

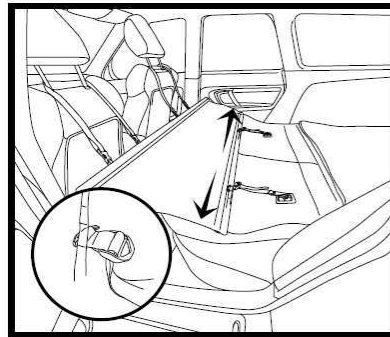


4. Loop around headrests and connect buckle (x2)

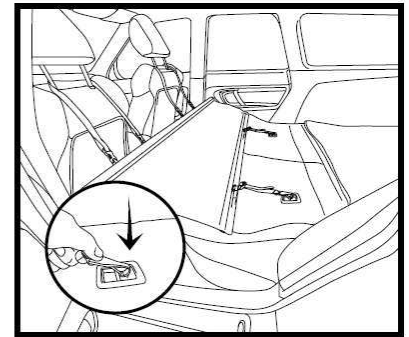
INSTRUCTIONS: We built our product to be easy to adjust and install, but there are a few tricks to getting it just right for the perfect night sleep. Here's the instructions →

LIMITED LIFETIME WARRANTY:

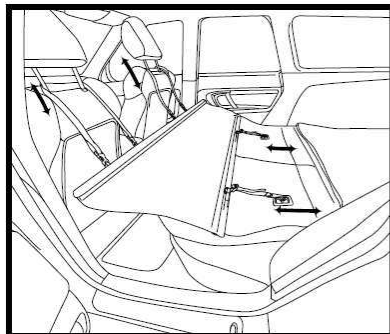
Backseat Bivy is proud to offer high quality car camping products, and stand behind our gear. Our 2-year warranty covers you in case of manufacturing defects. For further details on the warranty please visit our website, backseatbivy.com



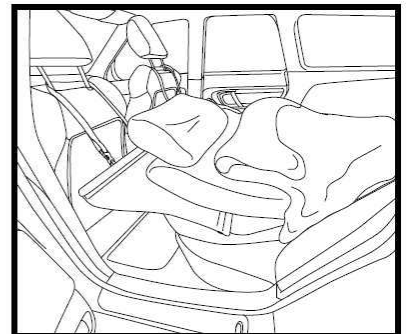
5. Adjust rear strap (x2)



6. Clip rear strap hook (x2)



7. Adjust lengths for comfort (x4)



8. Sleep