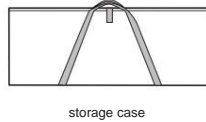
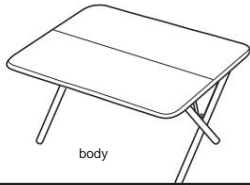


LV-010TR/LV-015TR

One Action Table Bamboo/Long Bamboo

Thank you for purchasing a Snow Peak product. This product is a folding table. For safe use, please read the following instruction manual carefully before use. Also, keep it in a safe place after reading. If you do not understand the explanation or if you find any defects in the product, please stop using it immediately and contact the store where you purchased it or our user service.

set content



spec

•Size: 720x900x660mm (720x1215x660mm) •Storage size: 360x900x90mm (360x1215x90mm) •Materials: Top plate/Bamboo laminated wood Stand/Alumite processing Cover/Polyester
 •Weight: 10.0 (13.0) kg () is long.

Safety Precautions Please read carefully before use to avoid possible accidents and use safely.

⚠ DANGER Indicates an action that is clearly expected to result in a serious life-threatening accident.

•Never let infants or small children lie down or sit on the table, as it is dangerous. •Keep away from fire, flames and combustible appliances. •This table is a simple table for temporary use. Do not place heavy objects on the table. Also, do not sit on the table or put your weight on it. Doing so may cause damage. •Do not place hot objects directly on the table. Items placed on it may slip and cause burns.

⚠ WARNING Indicates that incorrect handling may result in death or serious injury to the user.

•Do not move the table with objects on it. It may cause injury or damage the table. •Please use it in a firm place with no irregularities on the ground. Using it in an unstable place may cause you to fall. •Never modify the product as it may damage the function or reduce the strength. We cannot accept after-sales service for modified products.

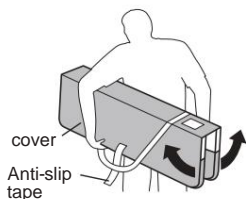
⚠ CAUTION Indicates an action that causes extensive damage as injury, damage to the product, or

damage to property. •The top plate of this product may be warped, distorted, or cracked depending on usage conditions and storage conditions. Do not store in a place where the heat of a heater is directly transmitted, in a place exposed to direct sunlight for a long time, or in a car in the summer. Please note that if the product is left exposed to water droplets for a long time in rainy weather, or if it comes into contact with water for a long time, water will permeate the interior of the coating, causing stains, discoloration, warping, warping, and mold. please give me. •Be careful not to allow foreign matter or dirt to adhere to moving parts. Doing so may interfere with operation. •Never cut or hit anything directly on the table. Doing so may cause damage. •Be careful not to hit the product during transportation or give it a strong impact, as it may cause damage. •Please note that if the paint film is damaged by hitting the top plate, etc., it will easily absorb moisture, causing stains, discoloration, warping, warping, and mold. •The surface of the top plate may fade or discolor due to use. Also, if the temperature rises locally, discoloration or fading may progress. •This product is made by processing and assembling natural bamboo. •When opening and closing the top plate, be sure to hold the top plate. This product has a structure in which the leg frame opens and closes as the top plate opens and closes. Make sure there are no people around before opening and closing the door. •Be careful not to get your fingers or clothes caught in the center of the table. •The metal fittings exposed at the bottom of the table when stored are important parts. If you give a shock, the metal fittings will be deformed and it will interfere with opening and closing, so please handle with care. •If it is used in an unlocked state, the force from the side will cause it to tip over or force it to close. Be sure to check that it is locked before using it. •Open and close slowly. Opening and closing it vigorously may cause damage.

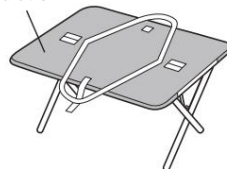
how to use

1. How to open the main unit

(1) With the cover still on, remove the opening tape, hold the top plate firmly so that the opening/closing direction of the table faces downward, lift the table as shown in the figure, and slowly open it in the direction of the arrow.



(2) When the leg frame comes out and the top cover plate becomes flat, place it on the ground.

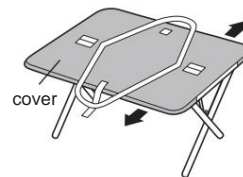
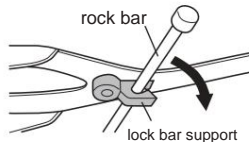


↻ Turn the stopper ring in the direction of the arrow to fix the lock bar.



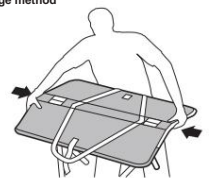
↻ Remove the cover.

(3) Remove the lock bar from the lock bar receiver inside the top plate, and insert the tip into the groove of the stopper.



2. Storage method

(1) Put the cover on first. ↻Next, turn the stopper ring to remove the lock bar from the stopper. (3) Be sure to store the removed lock bar in the lock bar holder. (4) Hold the center of the top plate as shown in the diagram and slowly close the top plate. ↻Finally, fix the opening stopper tape.



Maintenance method

• If light dirt or moisture adheres, immediately wipe it off with a dry cloth. • If salt (seasonings, etc.) or other chemicals adhere to the product, wipe it off with a tightly wrung cloth and dry it thoroughly.

About quality assurance

We have made every effort to ensure that the product you have purchased is in perfect condition, but if there are any defects, please contact the store where you purchased the product or our customer service. If it is caused by a manufacturing defect, we will repair or replace it free of charge. In other cases, we will repair it at a reasonable price. We will decide whether to repair or replace the product at our discretion. Also, please note that warranty and repair may not be possible in the following cases.

1. If it is determined that the instruction manual was not followed. 2. Product life due to material deterioration over time. 3. Product failure due to modification and rough handling. 4. Product failure due to unforeseen accidents.

5. Failure of the product due to other defects other than manufacturing defects. 6. Failure due to dust or rust. 7. Occurrence of defects or damage due to disassembly. 8. Defects caused by deformation or breakage of parts due to dropping or other impacts.

9. Deterioration, breakage, failure of consumables and accompanying defects. 10. Failure due to combination with other company's products.

About repair

• If you need a full-scale repair, please contact the store where you purchased the product or our customer service. • When requesting repair, be sure to dry the product thoroughly and remove any dirt. • Be sure to attach a note or tag to the item to be repaired so that the repaired part can be clearly identified. Also, please attach a memo describing the situation at the time of damage in as much detail as possible. • Freight charges for repaired products and repair costs are stipulated as follows. 1. In the case of warranty: We will bear the round-trip transportation and repair costs. 2. If the product is not covered by the warranty: The customer is responsible for the round-trip transportation and repair costs.

不明な点やお気付きの点がございましたら、販売店様または弊社ユーザーサービスまでお問い合わせください。
スノーピークユーザーサービス
0120-010-660
 (9:00~17:00)
 Email: userservice@snowpeak.co.jp

株式会社スノーピーク
 〒955-0147 新潟県三条市中野原456
 Tel. 0256-46-5858 Fax. 0256-46-5860
www.snowpeak.co.jp

Made in China