


## LV-034TR My table bamboo

Thank you for purchasing a Snow Peak product. This product is a folding table. For your safety, please read this instruction manual carefully before use. Also, keep it in a safe place after reading. We have made every effort to ensure that the product is in perfect condition, but please check the assembly, handling method, and accessories in a safe place before use. If you do not understand the contents of the instruction manual or if you find any defects in the product, please stop using it immediately and contact the store where you purchased it or our user service.

### Set contents (name of each part)



Body x 1



Storage case x 1



Instruction manual (this document)

### spec

•Materials: Top plate/laminated bamboo, stand/aluminum alloy, cover/polyester •Weight:

1.8kg •Size: Usable size (450x335x385mm) Top plate size (450x300x12mm) Storage size (450x335x72mm)

### Safety Precautions Read carefully before use to avoid possible accidents and use the product safely.

#### ⚠ DANGER Indicates an action that is clearly expected to result in a serious life-threatening accident.

•Never let infants or small children lie down or sit on the table, as it is dangerous. •Keep away from fire, flames and combustible appliances. •This table is a simple table for the purpose of temporary construction. Do not place objects weighing 5 kg or more on the table. Also, do not sit on the table or put your weight on it. Doing so may cause damage. •Do not place hot objects directly on the table. Items placed on it may slip and cause burns.

#### ⚠ WARNING Indicates that incorrect handling may result in death or serious injury to the user.

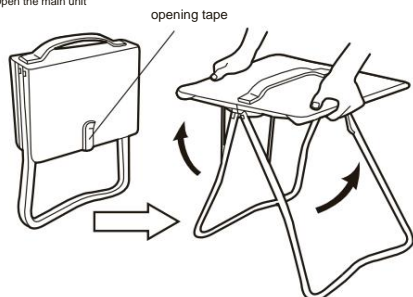
•Do not move the table with objects on it. It may cause injury or damage the table. •Please use it in a firm place with no irregularities on the ground. Using the product in an unstable place may cause the product to topple over. •Never modify the product as it may damage the function or reduce the strength. We cannot accept after-sales service for modified products.

#### ⚠ CAUTION Indicates an action that causes extensive damage as injury, damage to the product, or damage to property.

•The top plate of this product may be warped, distorted, or cracked depending on usage conditions and storage conditions. Do not store in places subject to direct heat from heaters, places exposed to direct sunlight for long periods of time, or inside a car in the summer. Please note that if the product is left exposed to water droplets for a long time in rainy weather, or if it comes into contact with water for a long time, water will permeate the interior of the coating, causing stains, discoloration, warping, and mold. please give me. •Be careful not to allow foreign matter or dirt to adhere to moving parts. Doing so may interfere with operation. •Never cut or hit anything directly on the table. Doing so may cause damage. •Be careful not to hit the product during transportation or give it a strong impact, as it may cause damage. •Please note that if the paint film is damaged by hitting the top plate, etc., it will easily absorb moisture, causing stains, discoloration, warping, and mold. •The surface of the top plate may fade or discolor due to use. Also, if the temperature rises locally, discoloration or fading may progress. •Because this product is made by processing and assembling natural bamboo, the shade and pattern of the top plate will vary from piece to piece. •This product is not for permanent installation. Also, in environments where heavy objects are placed on the table at all times, the top plate may warp. •Be careful not to get your fingers or clothes caught in the center of the table. •Open and close slowly. Opening and closing it vigorously may cause damage.

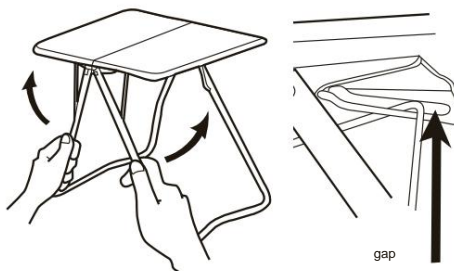
### how to use

γ Open the main unit



Remove the opening stopper tape from the storage case and slowly open the top plate. Make sure the top plate is fully open and remove the storage case.

γ Place it on the ground



Place the unit on the ground, open the legs, and check that the top plate is fully open. In addition, there may be a gap between the spring and metal fittings on the back of the top plate. In that case, adjust so that the four gaps are even.

γ Store after use



After attaching the storage case to the main unit, hold the legs and slowly close it. After closing the product, use the storage case opening tape to secure the product so that it does not open.

### About maintenance

•If light dirt or moisture adheres to the main unit, immediately wipe it off with a dry cloth and dry it well. •If salt, seasonings, or other chemicals adhere to the product, wipe it off with a tightly wrung cloth and dry it thoroughly. •When storing after use, avoid direct sunlight and store in a well-ventilated place.

### About quality assurance

We have made every effort to ensure that the product you have purchased is in perfect condition, but if there are any defects, please contact the store where you purchased the product or our customer service. If it is caused by a manufacturing defect, we will repair or replace it free of charge. In other cases, we will repair it at a reasonable price. We will decide whether to repair or replace the product at our discretion. Also, please note that warranty and repair may not be possible in the following cases.

1. If it is determined that the instruction manual was not followed. 2. Product life due to material deterioration over time. 3. Product failure due to modification and rough handling. 4. Product failure due to unforeseen accidents.

5. Failure of the product due to other defects other than manufacturing defects. 6. Failure due to dust or rust. 7. Occurrence of defects or damage due to disassembly. 8. Defects caused by deformation or breakage of parts due to dropping or other impacts.

9. Deterioration, breakage, failure of consumables and accompanying defects. 10. Failure due to combination with other company's products.

### About repair

•If you need a full-scale repair, please contact the store where you purchased the product or our customer service. •When requesting repair, be sure to dry the product thoroughly and remove any dirt. •Be sure to attach a note or tag to the item to be repaired so that the repaired part can be clearly identified. Also, please attach a memo describing the situation at the time of damage in as much detail as possible. •Freight charges for repaired products and repair costs are stipulated as follows. 1. In the case of warranty: We will bear the round-trip transportation and repair costs. 2. If the product is not covered by the warranty: The customer is responsible for the round-trip transportation and repair costs.

不明な点やお気付きの点がございましたら、販売店様または弊社ユーザーサービスまでお問い合わせください。

スノーピークユーザーサービス  
0120-010-660

(9:00~17:00)

Email: userservice@snowpeak.co.jp

株式会社スノーピーク  
〒955-0147 新潟県三条市中野原456  
Tel. 0256-46-5858 Fax. 0256-46-5860  
www.snowpeak.co.jp

Made in China